ALLIGATOR



BEE



CAMEL



SCHOLASTIC

Dinosaur eggs

Cut out the eggs and hide them for children to find and put in order



ILLUSTRATION © MARK BRIERLEY/BEEHIVE

FREE RESOURCE
Access over 8000 ready-made resources for just £20 per year
Subscribe today at www.scholastic.co.uk/subscribe
Resource Bank early years

FREE RESOURCE
Resource Bank
early years
Access over 8000 ready-made resources for just £20 per year
Subscribe today at scholastic.co.uk/subscribe

SCHOLASTIC

Handy owl

Follow the handwriting pattern to decorate the owl



ILLUSTRATION © JON MITCHELL/BEEHIVE ILLUSTRATION

see 'Knock, knock, who's there?': Handy owl, p41

How to make a leaf stack

wildlife watch

THE wildlife TRUSTS

You will need

- Garden wire
- A stick or a small piece of wood
- Lots of different coloured autumn leaves
- Other natural items, like conkers or catkins

1. Wrap the end of your length of wire around your stick or small piece of wood. This acts as a weight to keep your wire straight.
2. Collect leaves from the ground. If you can, choose lots of different colours. Thread them on to your wire.
3. You can also add other natural items, like conkers and catkins.

Ask an adult to drill a hole in the conker for you.

4. Hang your leaf stack in your house or in the garden!

If you're feeling really creative you can even make a bird feeder using fruit, like apples.

Illustration: Corinne Welch © Copyright Royal Society of Wildlife Trusts 2018

How many bugs?

Practice your counting skills by writing the number of bugs you can see in each box.













© 2020 Orchard Toys Ltd

FIND AND COLOR THE SAME PICTURES



HAPPY KIDDOS 2020

I can write number 1

one one one

I can write number 2

2 2 2 2 2 2 2

two two two

I can write number 3

3 3 3 3 3 3 3

three three

Name: _____ Date: _____

Color the number 5



©Happykiddos

Name: _____ Date: _____

Number Dab Worksheets

1

one Two Ten

3

Three Four one

2

Two one Three

1

Five Four one

©Happykiddos2020

Trace the numbers 1-10

Trace over the numbers to practise your hand writing and number recogntion skills. Colour in the star once you have finished!

1 2 3 4 5 6 7 8 9 10

1 2 3 4 5 6 7 8 9 10

1 2 3 4 5 6 7 8 9 10

1 2 3 4 5 6 7 8 9 10

1 2 3 4 5 6 7 8 9 10

1 2 3 4 5 6 7 8 9 10

1 2 3 4 5 6 7 8 9 10

1 2 3 4 5 6 7 8 9 10

© 2020 Orchard Toys Ltd